

Acoustic Louvre ACL1/2/N

Single & Double Bank

ACL300 is a single bank Acoustic Louvre suitable for inlet or exhaust applications, replacing a conventional louvre where sound attenuation is required. A single bank is 300mm deep. This unit can be provided in a 'V' formation to provide a double bank at 600mm deep where extra attenuation is required.

These units can also be incorporated into screens and integrated with acoustic doors. A full booklet detailing all available options is shown later in this catalogue.

Specification and Construction:

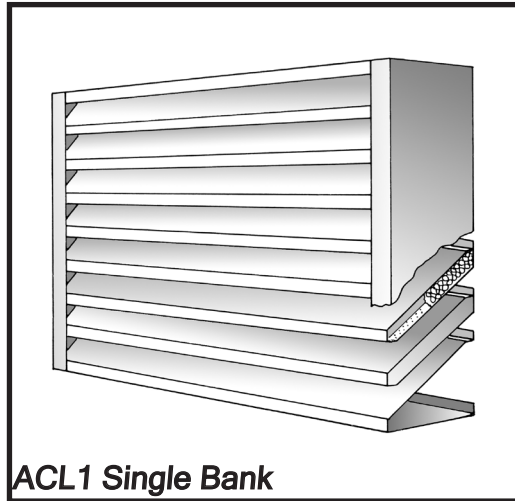
Manufactured from folded galvanised sheet metal or alternatively, aluminium sheet. The louvre blades contain high density rockwool which is both inert and non-hygroscopic. This is held in place with perforated retaining sections to prevent migration of rockwool fibres.

Sizes:


No standard sizes are manufactured and any panel size can be created by joining individual panels. The largest single panel being 2200 x 2200.

Finish:

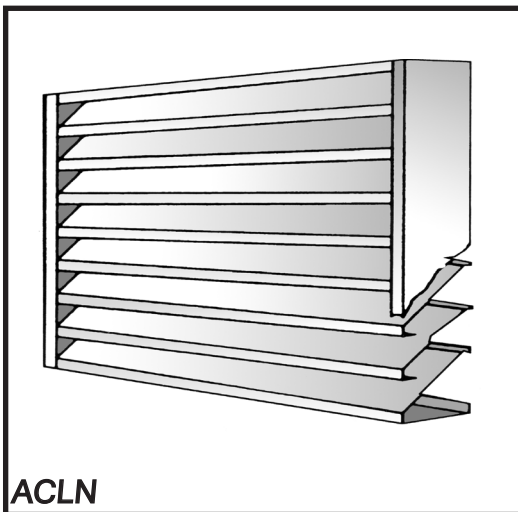
Full range of Epoxy Powder Coatings suitable for external mounting are available. These are applied as a Aluchrome pre-treatment to give a guaranteed life expectancy of 10 years



ACL1 Single Bank



ACL2 Double Bank



ACLN

for semi-gloss applications and 12 years for gloss. A full written guarantee is available on request. Other PVF2 Syntha Pulvin and anodised treatments are also available at varying costs.

Alternative Designs:

A large range of special shaped louvres are now available, please refer to our Head Office, in Birmingham, for further details which are available on CAD sheets.


Fixing:

Various fixing methods have been shown on the next page, other solutions are available, so please contact our Head Office for specification sheets.

ACL1/2

Fixing Methods

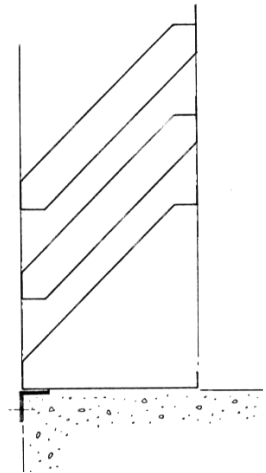
Acoustic Louvre ACL1 Single Bank




ACL1 Surface Frame

Position louvre frame and fix through angle face

(Packing if required)



Acoustic Louvre ACL2 Double Bank



ACL2 Recessed frame with Strap- Type Fixing

Fixing straps supplied prefixed to louvre frame. Position and fix louvre frame to the mounting surface.

(Packing if required)

