

Non-Vision Louvre

Type NV50/75

Non-Vision Louvres are available for internal or external mounting where smaller sidewall grilles would not be suitable. They provide suitable means for air to be extracted or supplied where total screening from the rear is required.

Specification and Construction:


Manufactured from either HE9TF Aluminium or Galvanised Steel Sheet. Fabricated and constructed in our Birmingham Factory using either mig or tig welding facilities.

Sizes:

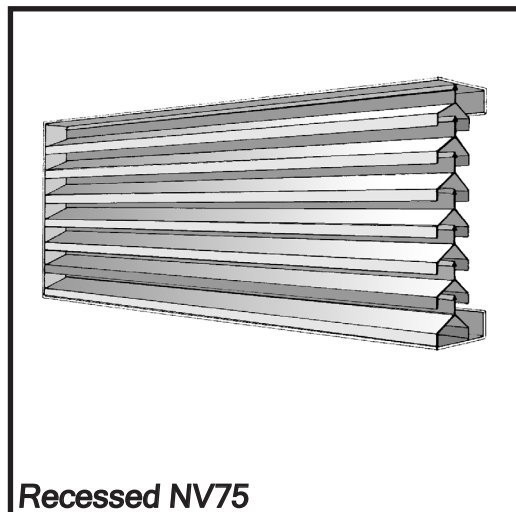
No standard sizes are manufactured and any panel size can be created by joining individual panels.

Finish:


Full range of Epoxy Powder Coatings suitable for external mounting are available. These are applied as a Aluchrome pre-treatment to give a guaranteed life expectancy of 10 years for semi-gloss applications and 12 years for gloss. A full written guarantee is available on request. Other PVF2 Syntha Pulvin and anodised treatments are also available at varying costs.



Surface NV50 Standard Non-Vision



Recessed NV75



Surface NV50 Standard Non-Vision

Alternative Designs:

Three styles of frame design have been shown but various other frames are available to suit unusual conditions and include channels for Alfas Sealant Strips and Silicon Beading.

Fixing:

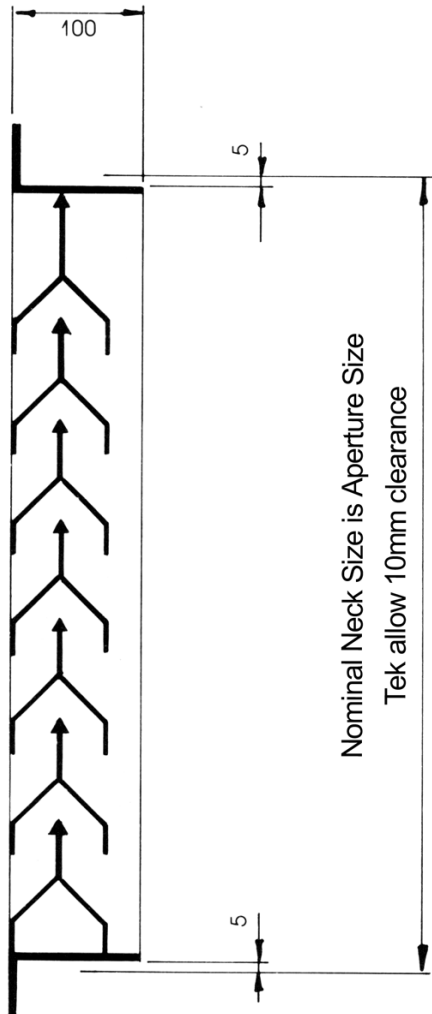
Various fixing methods have been shown on the next page, other solutions are available, so please contact our Head Office for specification sheets.

For pressure drops, refer to Sales Office.

Non-Vision Louvre NV50/100

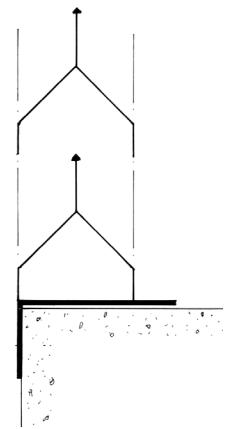
Fixing Methods

Non-Vision Louvre NV50/75/100 Surface Frame Typical Installation



Non-Vision Louvre NV50/75/100 Surface Frame

Position and fix frame through the front flange to the mounting surface.



Non-Vision Louvre NV50/75/100 De- mountable Recess Frame

Position frame and fix angle cleats to mounting surface and rear flange of frame

(Packing if required)

